




**VEGAS.COM**

**ATTRACTIONS  
& TOURS  
MEDIA KIT**





VEGAS.COM

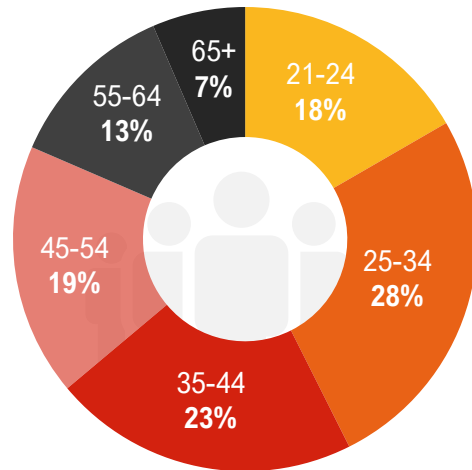
**CLICK HERE TO SEE WHY VEGAS.COM  
IS THE RIGHT MEDIA PARTNER FOR YOU**




# DEMOGRAPHICS

# Site Demographics

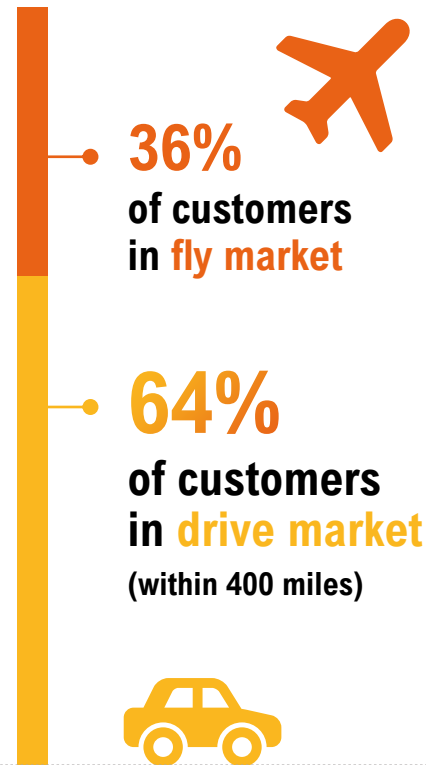
## AGE



## GENDER



## MARKET



## SITE VIEWS

**17M** MONTHLY PAGE VIEWS



**56%**  
Mobile



**36%**  
Desktop



**8%**  
Tablet

## SOCIAL REACH



**943k**



**260.5k**



**111k**

# Site Demographics

## TOP INTERNATIONAL MARKETS

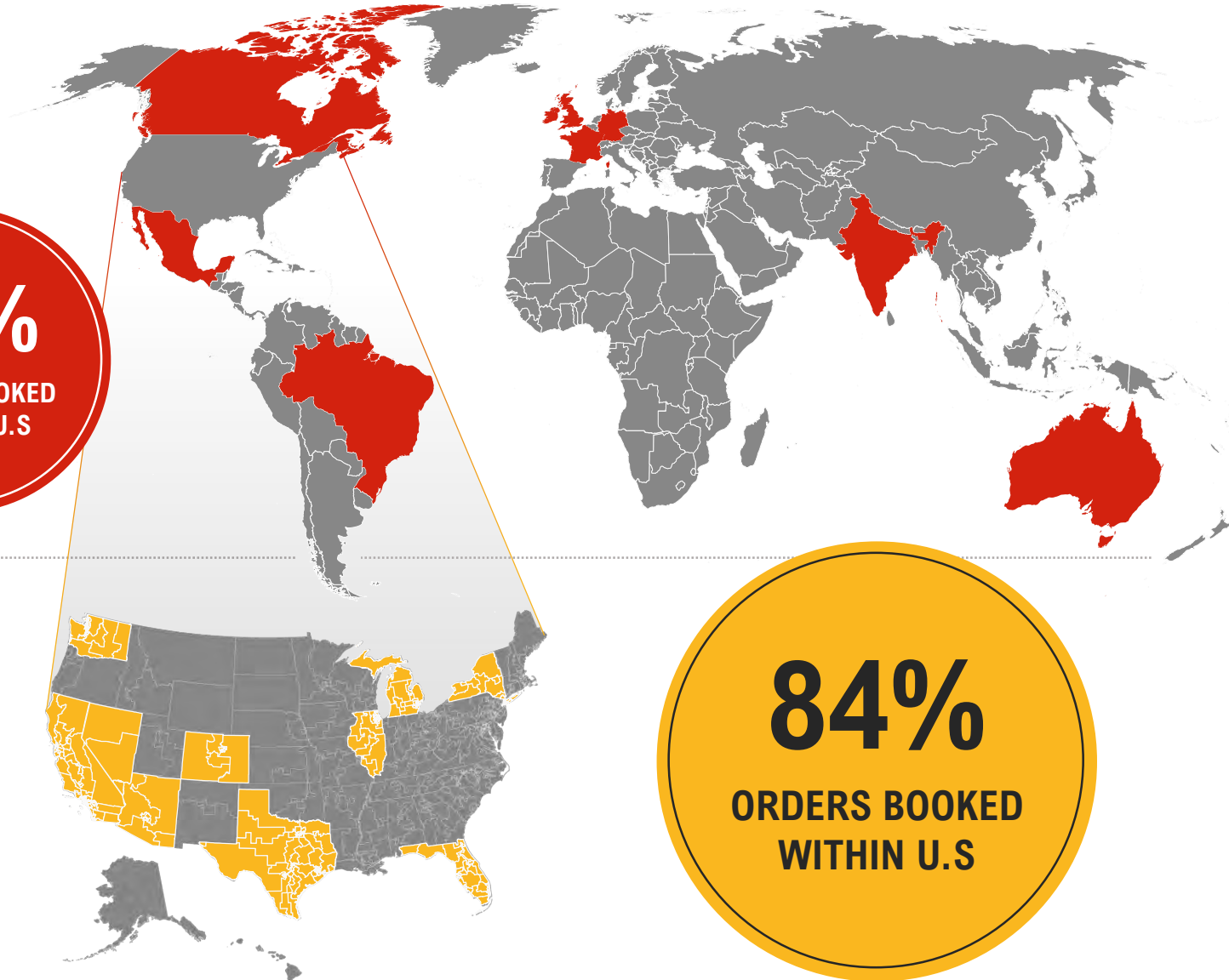
- |                   |            |
|-------------------|------------|
| 1. Canada         | 6. Brazil  |
| 2. United Kingdom | 7. India   |
| 3. Mexico         | 8. France  |
| 4. Australia      | 9. Ireland |
| 5. Germany        |            |

## TOP 10 STATES

- |               |               |
|---------------|---------------|
| 1. California | 6. Florida    |
| 2. Nevada     | 7. Arizona    |
| 3. Texas      | 8. Washington |
| 4. Illinois   | 9. Colorado   |
| 5. New York   | 10. Michigan  |

**16%**  
ORDERS BOOKED  
OUTSIDE U.S

**84%**  
ORDERS BOOKED  
WITHIN U.S





# ATTRACTIONS MEDIA PRODUCTS



# Attractions Main Page

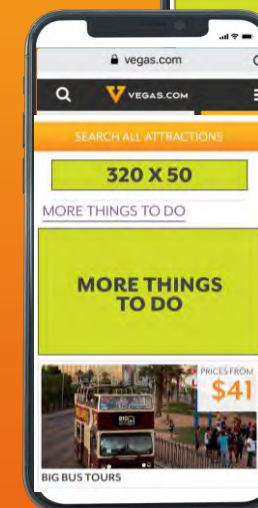
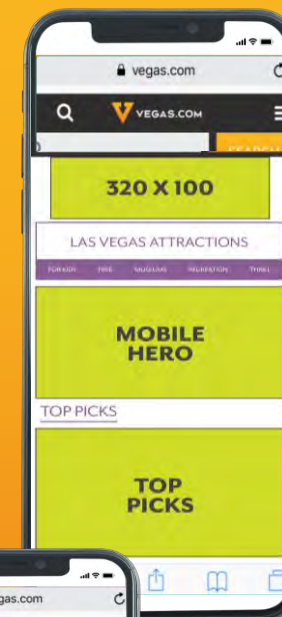
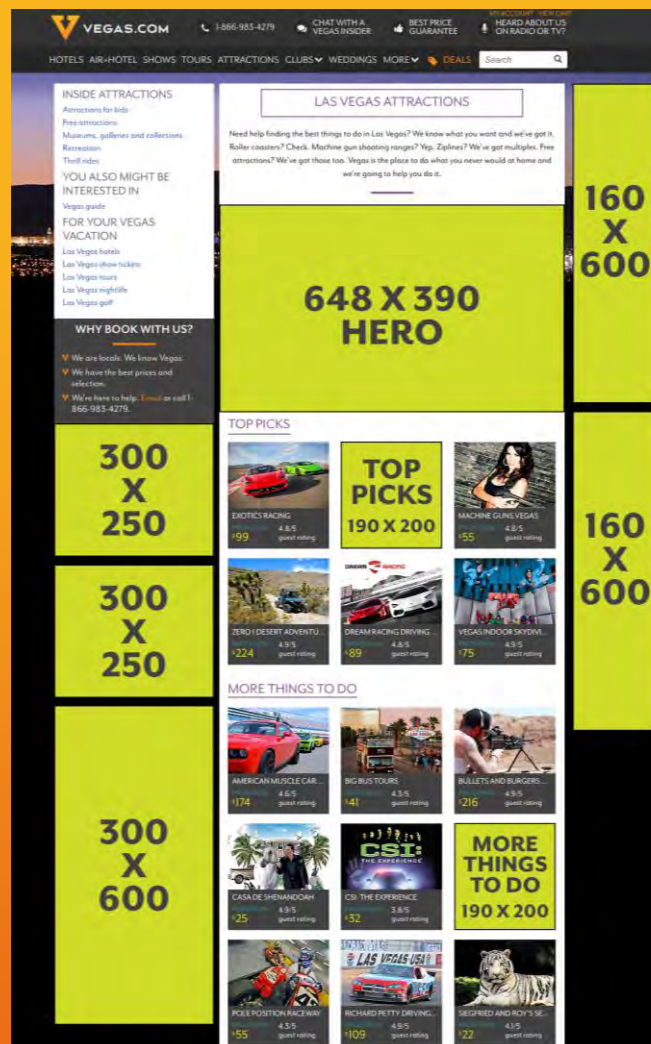
Annual Traffic:

Desktop | 1.3 million page views

Mobile | 1.2 million page views

The following placements have a desktop & mobile equivalent & are available to Vegas.com partners only:

**HERO | TOP PICKS | MORE THINGS TO DO**



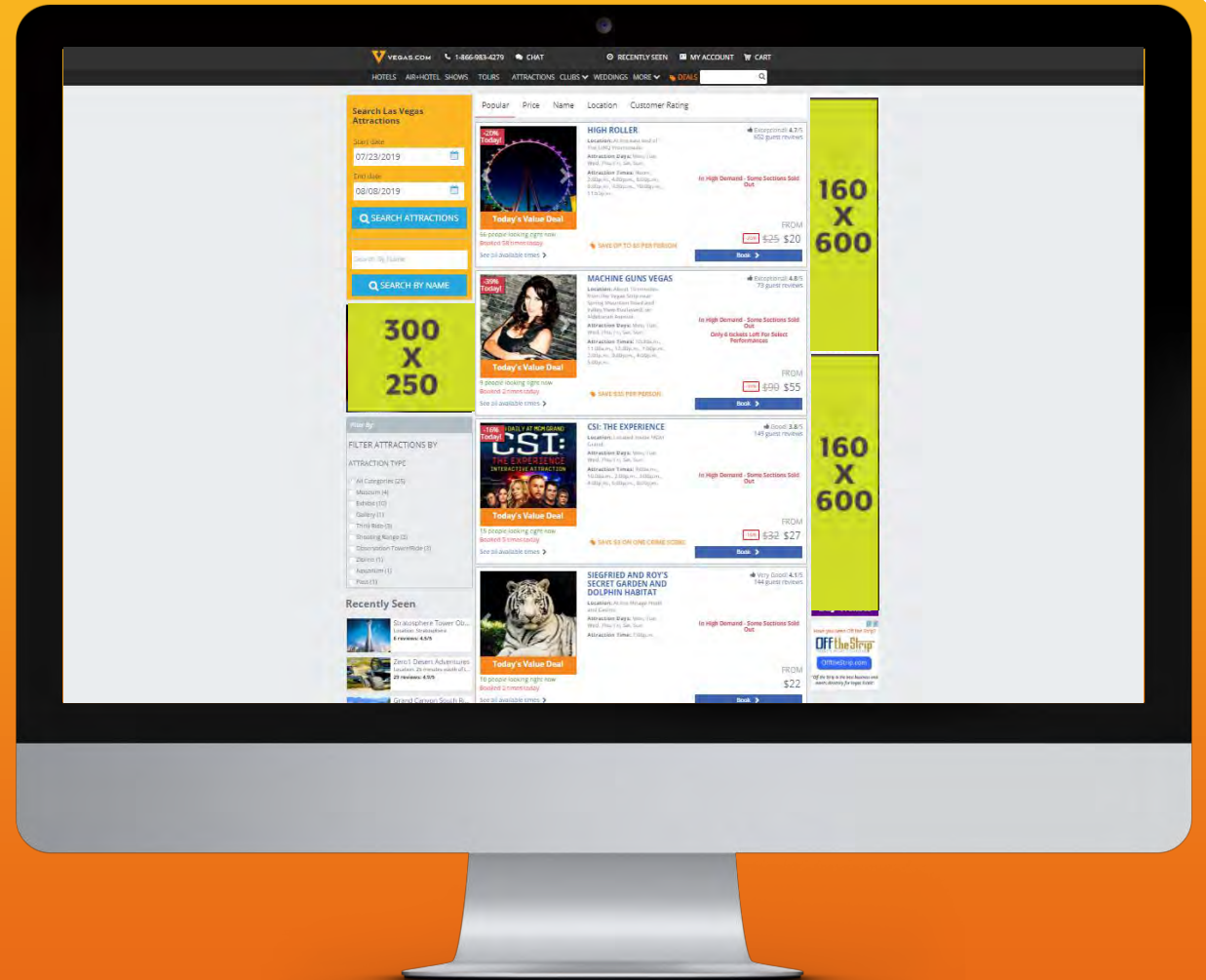




# Attractions Search Results

300x250 | 160x600

Banners appear in desktop search results after using the date widget on the main attractions page





# Attractions Main Page Rate Card

Page	Placement	Size	Rate
7	Hero Slider*   Position #1-3	648 x 390	\$2,000/month
7	Hero Slider*   Position #5-4	648 x 390	\$1,500/month
7	TOP PICKS* Max 6 placements available Position rotates with each page load	Native Ad   190 x 200 Pulls in main product image	\$2,000/month
7	MORE THINGS TO DO* Alphabetically Listed	Native Ad   190 x 200 Pulls in main product image	\$1,000/month
7	Left Column Banner   Position #1	300 x 250	\$500/month per 25% SOV
7	Left Column Banner   Position #2	300 x 250	\$450/month per 25% SOV
7	Left Column Large Banner   Position #3	300 x 600	\$750/month per 25% SOV
7	Right Column Banner   Position #1	160 x 600	\$500/month per 25% SOV
7	Right Column Banner   Position #2	160 x 600	\$450/month per 25% SOV
7	Search Results	300 x 250   160x600	\$20 CPM

**SOLD OUT**

\* Available to transactional partners only

# Attractions Main Page Rate Card

Page	Placement	Size	Rate
7	Mobile Banner   Position #1 <b>SOLD OUT</b>	320 x 100	550/month per 25% SOV
7	Mobile Banner   Position #2	320 x 100	500/month per 25% SOV
7	Mobile Banner   Position #3 (Footer)	320 x 100	500/month per 50% SOV



# TOURS MEDIA PRODUCTS





# Tours Main Page

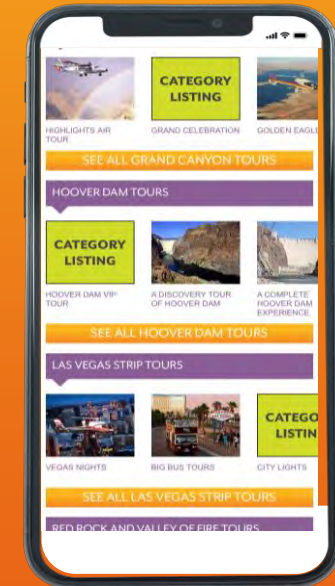
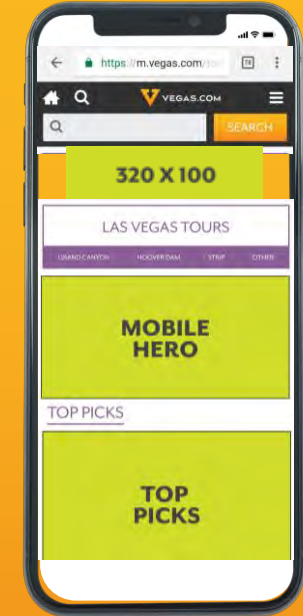
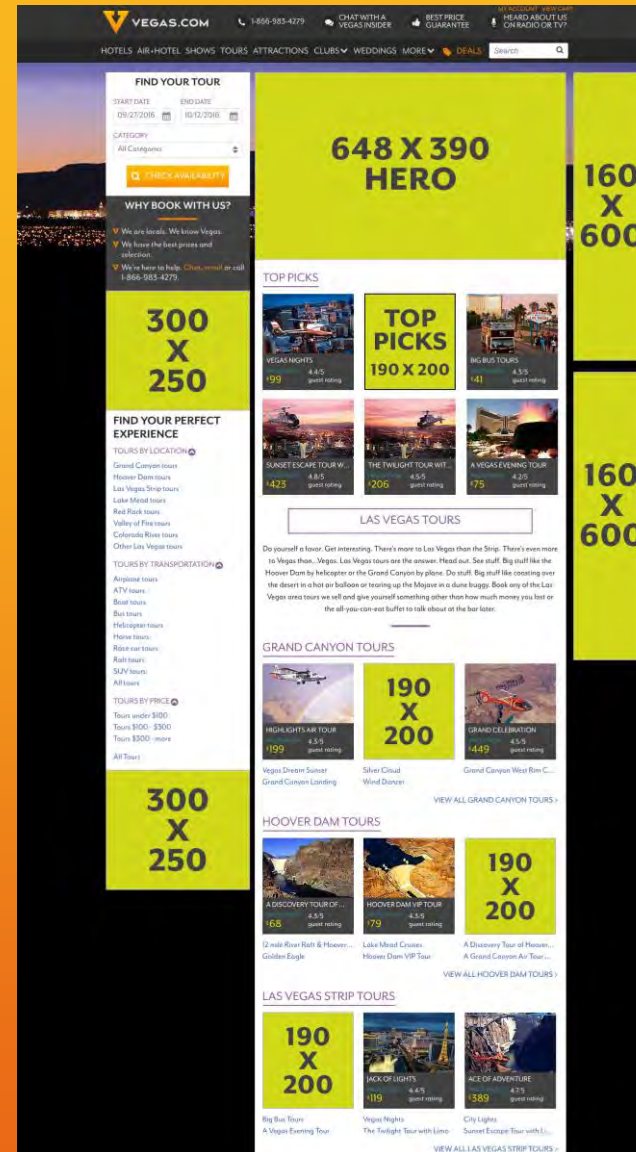
Annual Traffic:

Desktop | 431,000 page views

Mobile | 155,000 page views

The following placements have a desktop & mobile equivalent & are available to Vegas.com partners only:

**HERO | TOP PICKS | CATEGORY LISTINGS**



# Tours Main Page Rate Card

Page	Placement	Size	Rate
12	Hero Slider*   Position #1-3	648 x 390	\$1,000/month
12	Hero Slider*   Position #4-5	648 x 390	\$800/month
12	TOP PICKS* Max 6 placements available Position rotates with each page load	Native Ad   190 x 200 Pulls in main product image	\$800/month
12	CATEGORY LISTING WITH IMAGE*	Native Ad   190 x 200 Pulls in main product image	\$550/month
12	Left Column Banner   Position #1	300 x 250	\$500/month per 50% SOV
12	Left Column Banner   Position #2	300 x 250	\$450/month per 50% SOV
12	Right Column Banner   Position #1	160 x 600	\$550/month per 50% SOV
12	Right Column Banner   Position #2	160 x 600	\$450/month per 50% SOV
12	Mobile Banner   Position #1	320 x 100	\$550/month per 50% SOV
12	Mobile Banner   Position #2	320 x 100	\$500/month per 50% SOV

\* Available to transactional partners only